

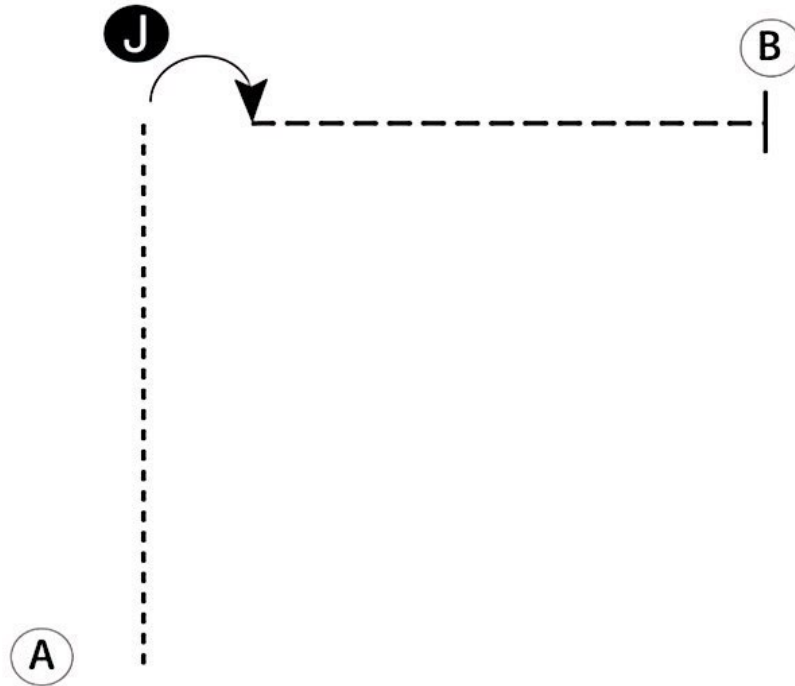
# Ottawa County Horse Association

## PeeWee SMS (Class 3)

Show Date: 04-28-2024

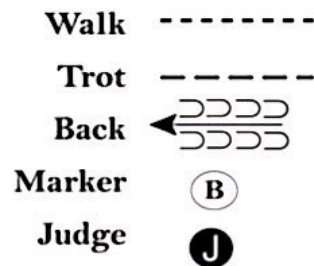
w w w . H o r s e S h o w P a t t e r n s . c o m

w w w . H o r s e S h o w P a t t e r n s . c o m



Be ready at A.

1. Walk from A to Judge.
2. Stop and set up for inspection.
3. When dismissed, perform a 90 degree turn.
4. Trot away from judge to B.
5. Stop at B.
6. Follow the instructions of your ring steward.



[S/WT-7]

Pattern Provided by:

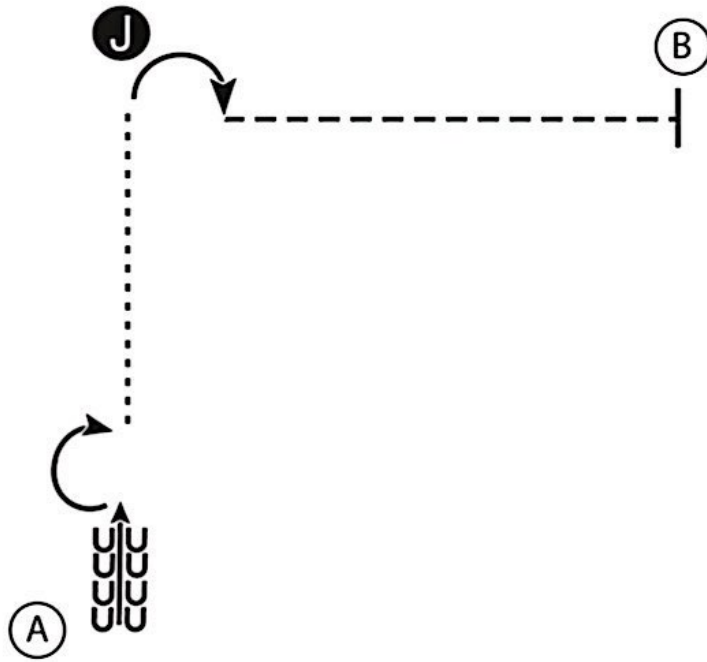
*Kaylene Elliott*

©2024 HorseShowPatterns.com. All Rights Reserved.

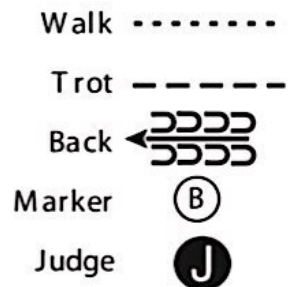
# Ottawa County Horse Association

SMS 9-13 & 14-18 (Classes 4 & 5)

Show Date: 04-28-2024



1. Back 4 steps at A
2. Perform a 180 degree turn
3. Walk to the judge and set up for inspection
4. When dismissed perform a 90 degree turn and trot to B
5. Stop at B



[S/1-2]

Pattern Provided by:

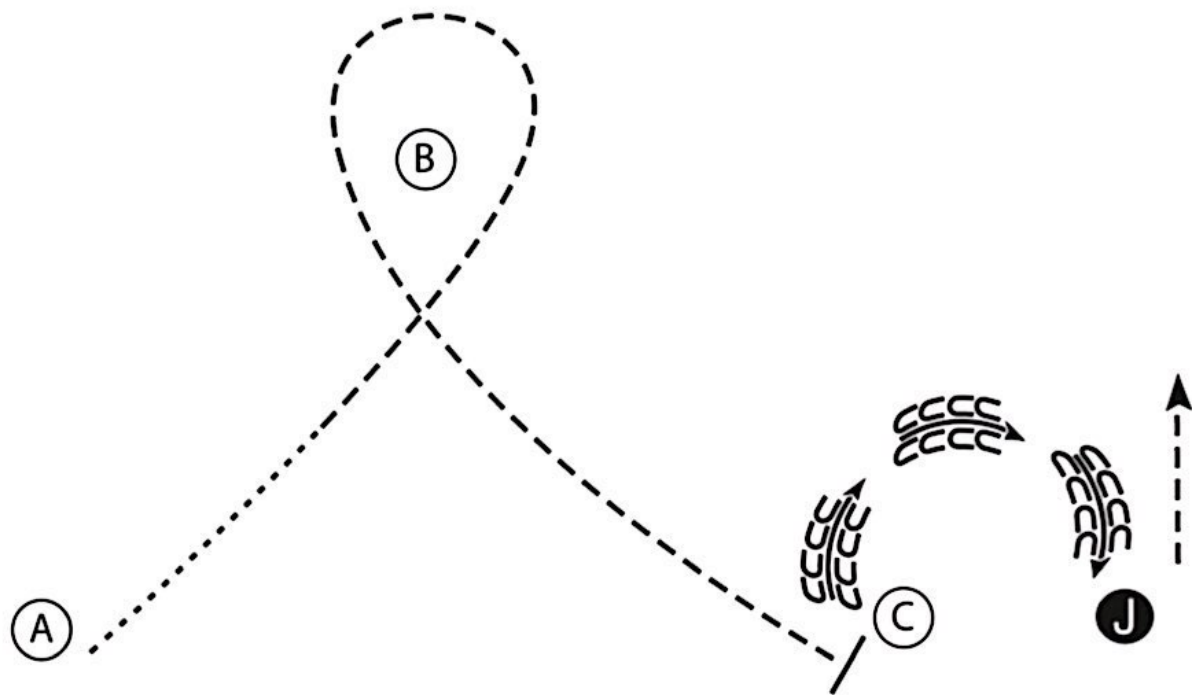
*Kaylene Elliott*

©2024 HorseShowPatterns.com. All Rights Reserved.

# Ottawa County Horse Association

## SMS Open (Class 6)

Show Date: 04-28-2024



1. Walk halfway from A to B
2. Trot to and around B and continue to C
3. Stop at C and back in a half circle to the judge
4. Stop and set up for inspection
5. When dismissed trot straight away from the judge

Walk .....  
Trot - - - - -  
Back ← [curved arrows]  
Marker (B)  
Judge (J)

[S/2-2]

Pattern Provided by:

*Kaylene Elliott*

©2024 HorseShowPatterns.com. All Rights Reserved.

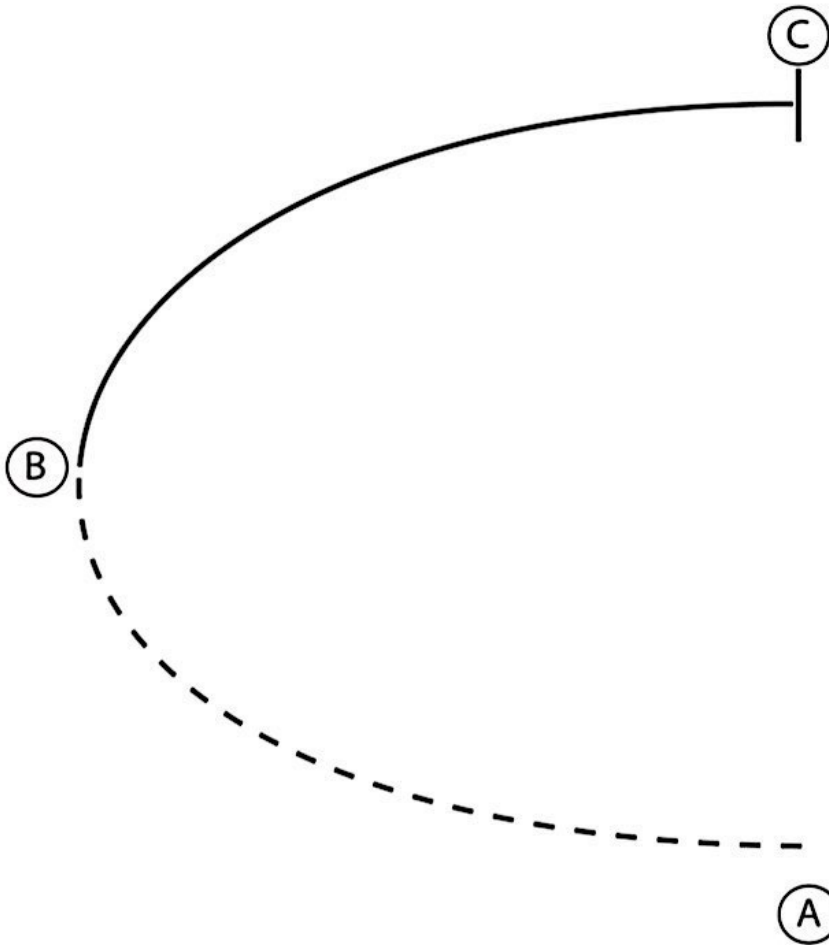
# Ottawa County Horse Association

## Youth & Open EQ (Classes 7, 8 & 9)

Show Date: 04-28-2024

www.HorseShowPatterns.com

www.HorseShowPatterns.com



1. Posting trot A to B on the left diagonal
2. At B canter on the right lead to C
3. Stop at C

Walk	.....
Trot	-----
Extended Trot	-----
Canter	—————
Leg Yield	
Lead Change	↘
Back	←←←←
Marker	ⓑ
Sidepass	←←←←

[HSE/1-13]

Pattern Provided by:

*Kaylene Elliott*

©2024 HorseShowPatterns.com. All Rights Reserved.

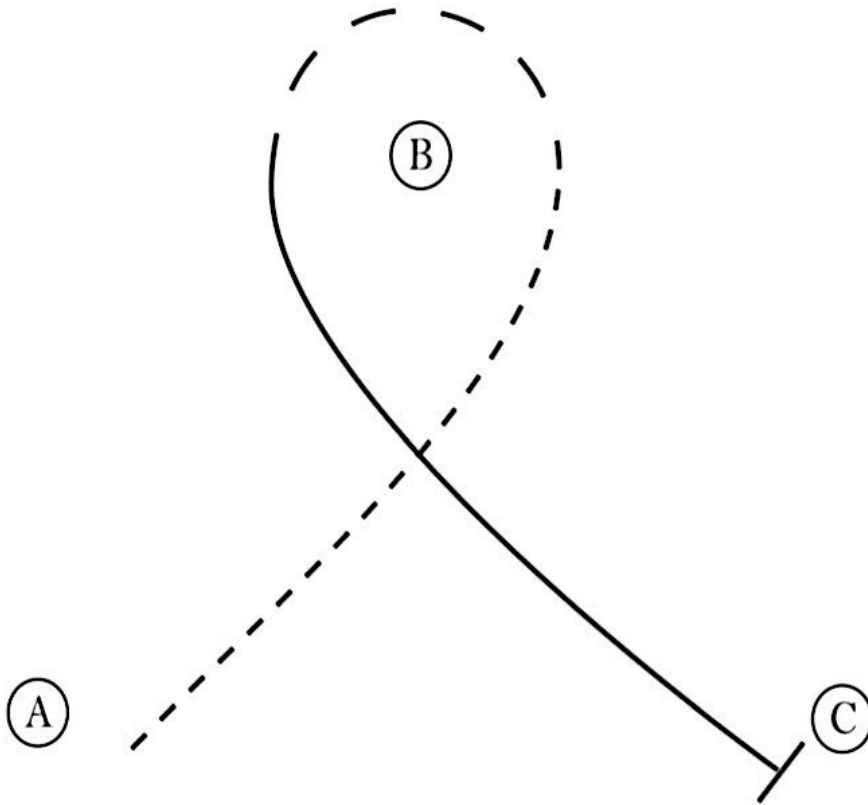
# Ottawa County Horse Association

## HMS 13 & Under (Class 19)

Show Date: 04-28-2024

www.HorseShowPatterns.com

www.HorseShowPatterns.com



1. Jog A to B
2. At B extend the jog
3. Extended jog around B
4. At B lope on the right lead to C
5. Stop at C

Walk	.....
Jog	-----
Extended Jog	-----
Lope	—————
Leg Yield	
Lead Change	↘ ↙
Back	←←←←← ←←←←←
Marker	⊙
Sidepass	←- - - - -←

[WH/1-3]

Pattern Provided by:

*Kaylene Elliott*

©2024 HorseShowPatterns.com. All Rights Reserved.

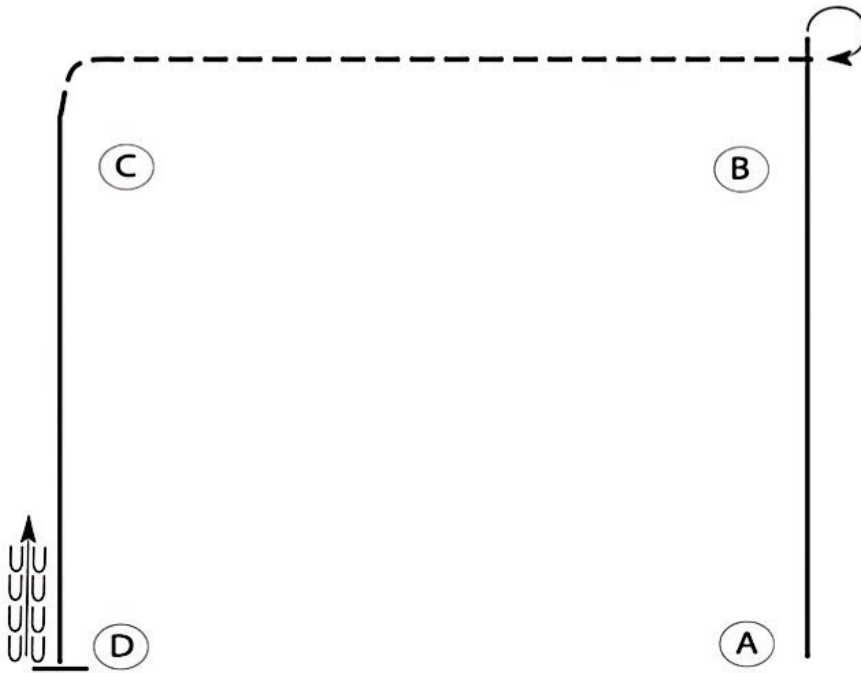
# Ottawa County Horse Association

## HMS 14-18 & Open (Classes 20 & 21)

Show Date: 04-28-2024

W W W . H O R S E S H O W P A T T E R N S . C O M

W W W . H O R S E S H O W P A T T E R N S . C O M



Be ready at A.

1. Lope on the right lead from A to B.
2. Stop past B and execute a 270 degree turn to the right.
3. Jog from B around C.
4. Lope on the left lead from C to D.
5. Stop at D and back one horse length.

Please exit at a jog.

Walk	-----
Jog	-----
Extended Jog	-----
Lope	-----
Leg Yield	
Lead Change	↙↘
Back	←←←←
Marker	⊙
Sidepass	←←←←

[WH/2-23]

Pattern Provided by:

*Kaylene Elliott*

©2024 HorseShowPatterns.com. All Rights Reserved.

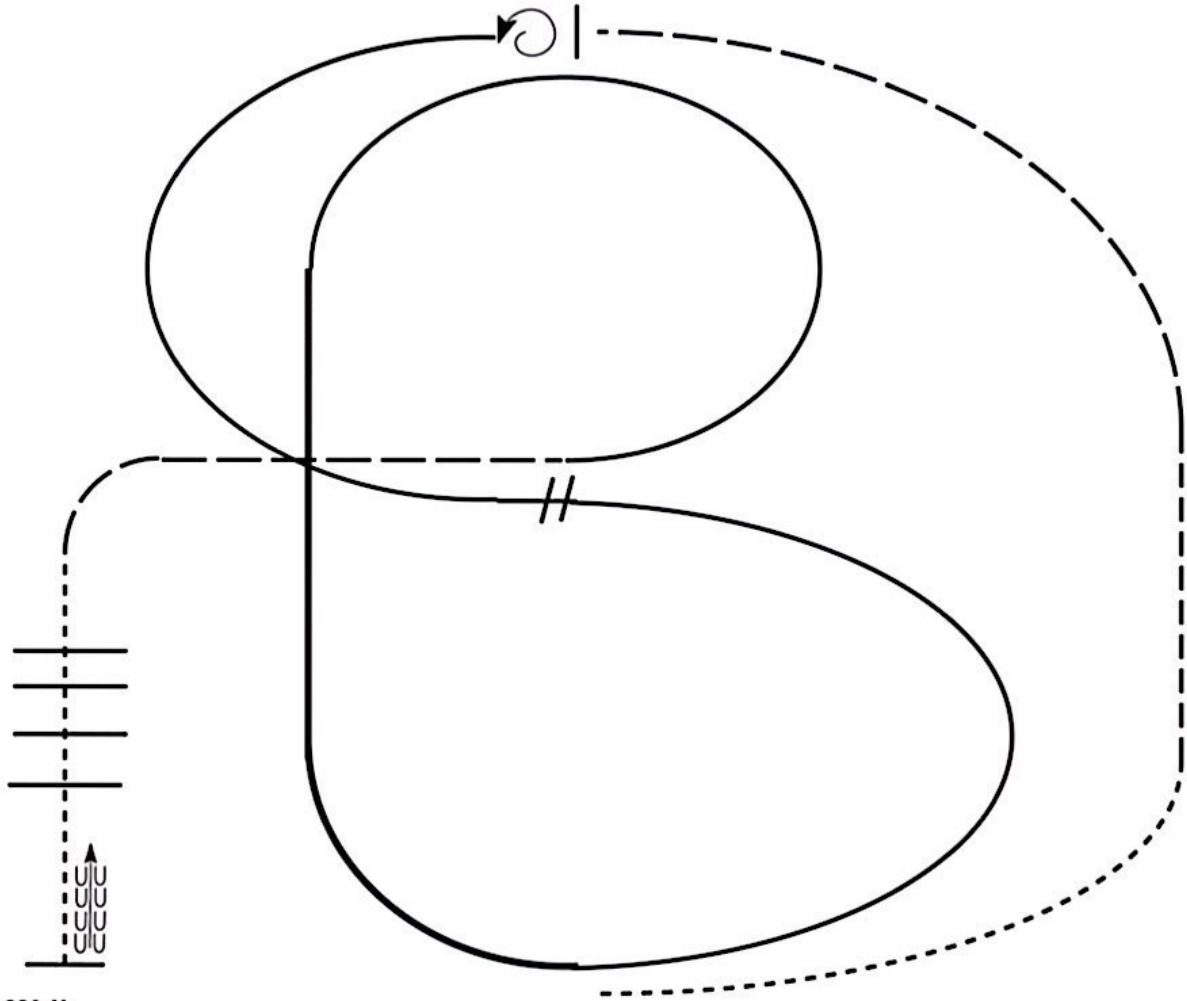
# Ottawa County Horse Association

## Open Ranch Riding (Class 31)

Show Date: 04-28-2024

www.horsethows.com

www.horsethows.com



1. Walk
2. Trot
3. Extend the trot, at the top of the arena, stop
4. 360 degree turn to the left
5. Left lead 1/2 circle, lope to the center
6. Change leads (simple or flying)
7. Right lead 1/2 circle
8. Extended lope up the long side of arena (right lead)
9. Collect back to a lope around the top of the arena and back to center
10. Break down to an extended trot
11. Walk over poles.
12. Stop and back

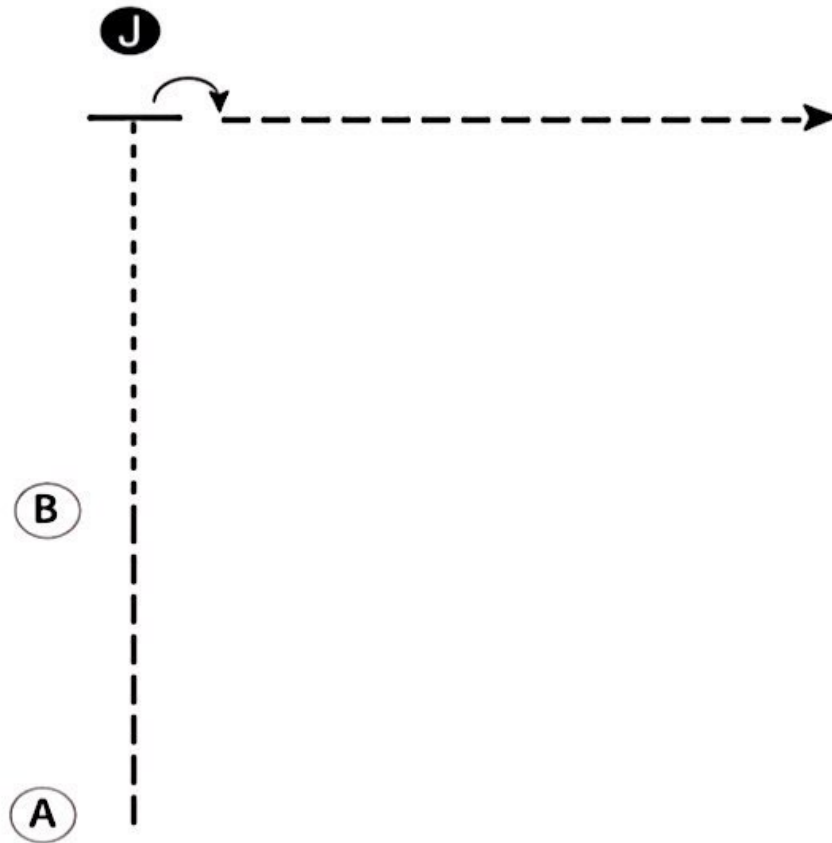
Walk	-----
Jog	- - - - -
Extended Jog	-----
Lope	
Lead Change	
Back	←
Marker	(B)

[RR/1]

Pattern Provided by:

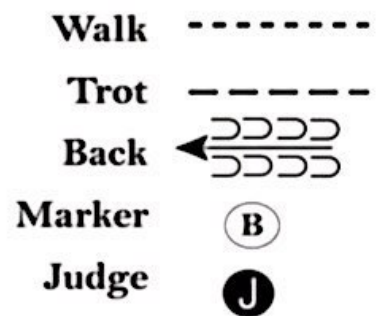
*Kaylene Elliott*

©2024 HorseShowPatterns.com. All Rights Reserved.



Be ready at A.

1. Trot from A to B.
2. Walk from B to the judge.
3. Stop and set up for inspection.
4. When dismissed, turn 90 degrees.
5. Trot away from judge and follow the instructions of your ring steward.





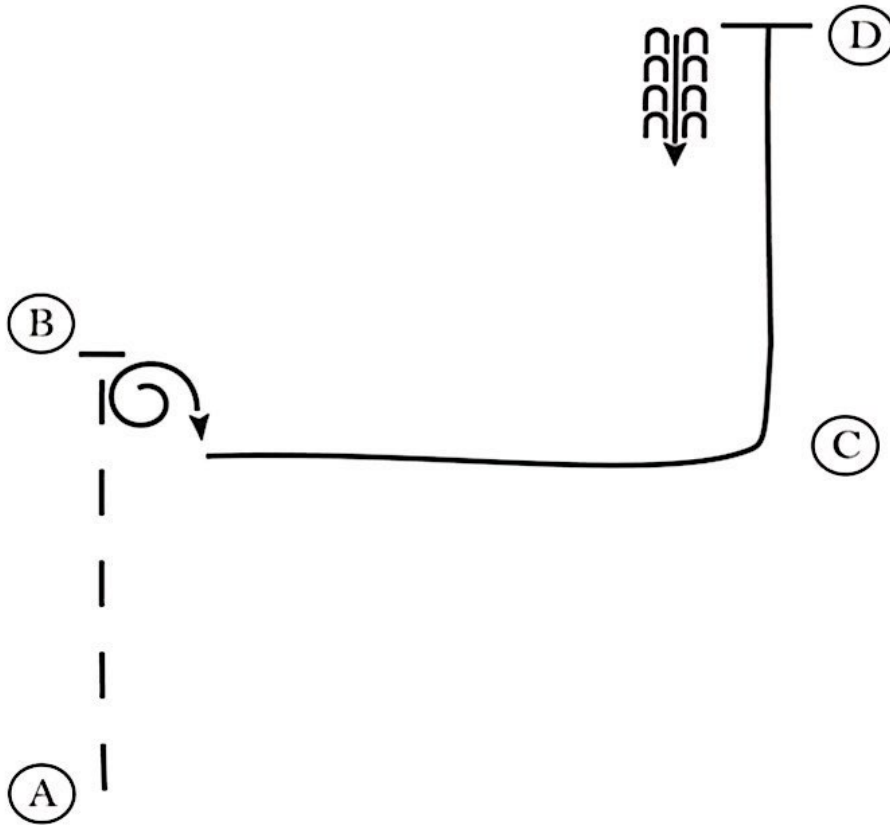
# Ottawa County Horse Association

## Open Ranch HMS (Class 30)

Show Date: 04-28-2024

www.HorseShowPatterns.com

www.HorseShowPatterns.com



1. Extend the jog A to B
2. Stop at B and perform a 450 degree turn to the right
3. Lope on the left lead to C and continue to D
4. Stop at D and back 4 steps

Walk	.....
Jog	-----
Extended Jog	————
Lope	————
Leg Yield	
Lead Change	↘
Back	← C C C C
Marker	⊙ B
Sidepass	← - - - - →

[WH/2-16]

Pattern Provided by:

*Kaylene Elliott*

©2024 HorseShowPatterns.com. All Rights Reserved.

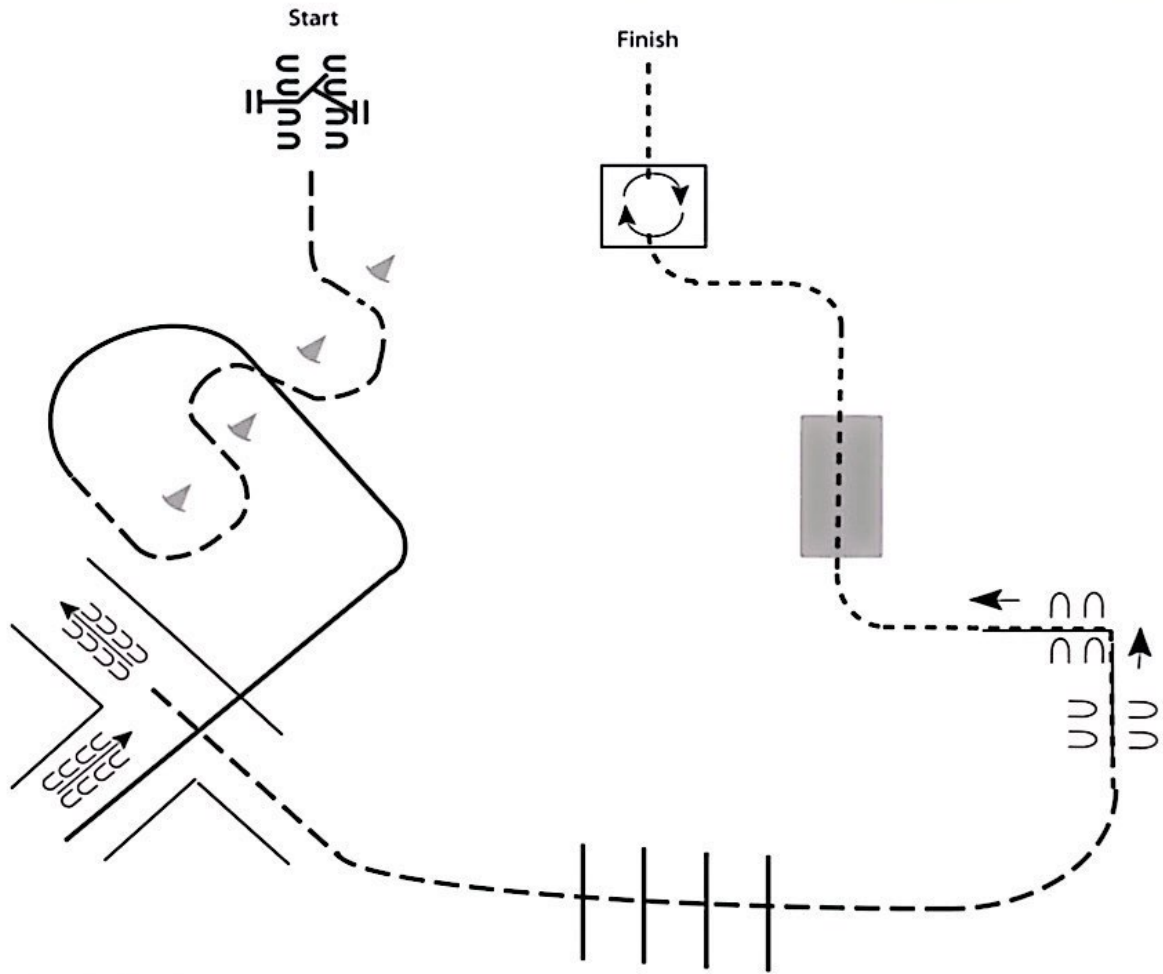
# Ottawa County Horse Association

## Open Trail (Class 14)

Show Date: 04-28-2024

www.HorseShowPatterns.com

www.HorseShowPatterns.com



Be ready at start

1. Work gate with the left hand.
2. Jog through cones
3. Lope right lead into chute
4. Back the L
5. Jog over poles to sidepass
6. Sidepass left over poles
7. Walk over bridge and into box
8. Perform a 360 degree turn to the right, walk out of box and to finish

Walk	-----
Jog	- - - - -
Extended Jog	— — — — —
Lope	—————
Leg Yield	
Lead Change	↘ ↙
Back	←←←←←
Marker	(B)
Sidepass	←-----→

[T/1-2]

Pattern Provided by:

*Kaylene Elliott*

©2024 HorseShowPatterns.com. All Rights Reserved.

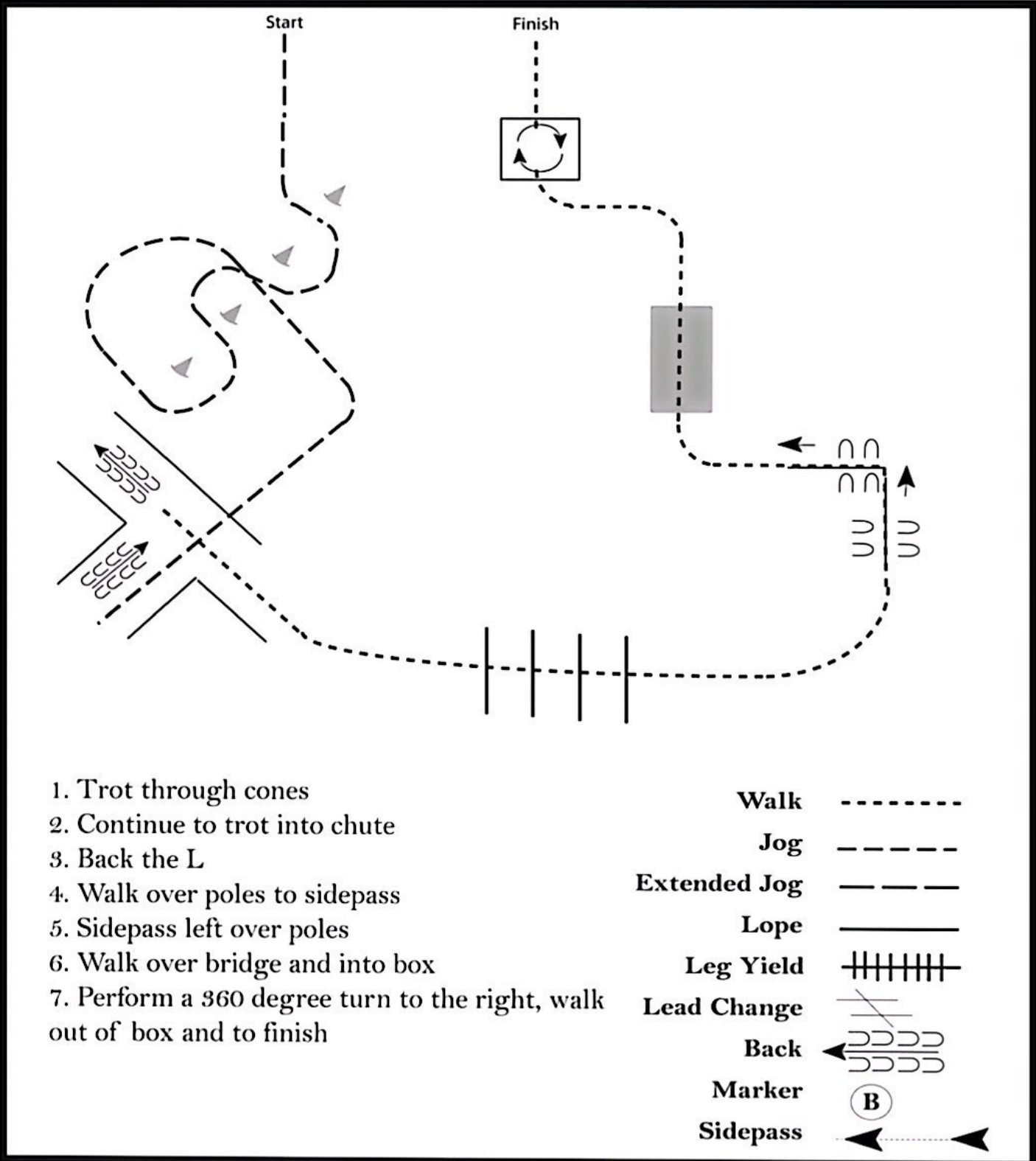
# Ottawa County Horse Association

## Open In Hand (Class 13)

Show Date: 04-28-2024

www.HorseShowPatterns.com

www.HorseShowPatterns.com



1. Trot through cones
2. Continue to trot into chute
3. Back the L
4. Walk over poles to sidepass
5. Sidepass left over poles
6. Walk over bridge and into box
7. Perform a 360 degree turn to the right, walk out of box and to finish

Walk	.....
Jog	-----
Extended Jog	- - - - -
Lope	—————
Leg Yield	
Lead Change	///
Back	←←←←←
Marker	ⓑ
Sidepass	←←←←←

[T/1-3]

Pattern Provided by:  
*Kaylene Elliott*

©2024 HorseShowPatterns.com. All Rights Reserved.